



Welcome to the CNS Partners in Excellence Workshop

Event Topics: Specialty Equipment Design and Fabrication Opportunities, Technical Requirements, and CNS Procurement Process

Note: You are muted when you first join the event and cannot unmute yourself. If you need assistance, please send a message to the Host via Chat.

If your audio is not functioning, please call in using the information below:

Phone Number: US Toll +1(415) 527-5035


Access Code: 199 360 4990

Event Password: 82523746 (phone connections only)

We Will Begin Shortly

General Webex Information

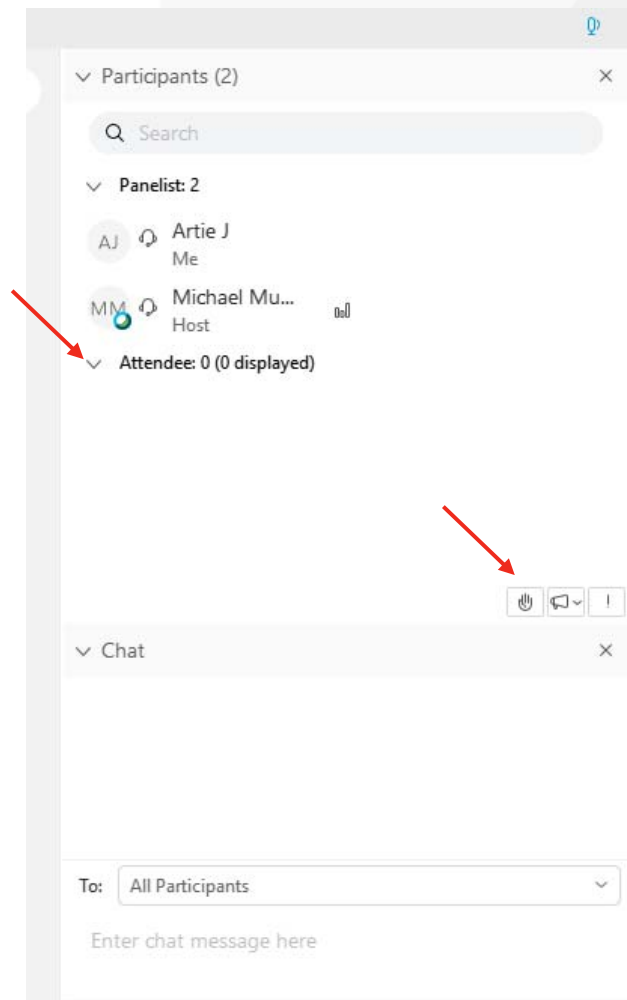
Important Notes to Remember for All Participants:

- Please keep your mic on **mute** during the presentation to keep feedback or other background noise from distracting the presenter and/or other attendees 
 - **Note:** Attendees are automatically set to Mute upon entering the workshop and cannot Unmute themselves unless given permission by the Host
- Please do not speak out during the presentations unless requested/called upon by a panelist or presenter
- Slow or Questionable Internet Connection? Dial in:
 - **Audio Conference:** US Toll +1-415-527-5035
 - **Access Code:** 199 360 4990
 - **Event Password:** 82523746 (for phone connection only)
 - Please Note: This info is provided to us by Webex, however, individuals may receive slightly different login/password info based on their unique registration confirmation emails.

General Webex Information

Important Buttons to Take Note of:

- In the middle of your screen, to the right of your name in the Participants list, you will see a mic button. This controls the mute function.
- In the Participants list on the right side of your screen, you will see those who are designated as Panelists and just yourself within the Attendee section.
 - If you wish to view other Attendees, select the blue “**View All Attendees**” button located under your name in the Attendees section of the list
- If you have a question that you would like to ask, select the **Raise Hand Button** located at the bottom right side of the participants list on the right side of your screen.
- If you would like to say “**Yes**” or “**No**” you may select the response button located at the bottom of the Participants list on the right side of your screen (directly next to the raise hand icon)



General Webex Information

Chat Functions within Webex:

- Under the Participants list, there will be a Chat menu (may be collapsed at the bottom– if so select “Chat” and the menu should be revealed)
- Selecting the “**To**” button within the Chat menu will designate who will receive your message
 - **To all Participants:** Everyone in the meeting will be able to view your chat message (Should not be used unless directed to)
 - **To all Panelists:** Only all Panelists will be able to view your chat message
 - **To Host:** Your message will only be visible to the Host
 - **To Presenter:** Only the individual currently presenting will be able to view your chat message
 - **To Host and Presenter:** The Host and the Presenter will be able to view your message
 - **Selecting Individuals Name:** Selecting an individual’s name will make your chat message only visible to the individual that you have selected.
 - **Note:** During our Q&A Session, questions should be sent to all Panelists. **If questions are sent to another individual or group in the Chat menu, they may not be seen.**

Workshop Agenda

Time (CST)	Time (EDT)	Specialty Equipment Fabrication Partners in Excellence (PIE) Workshop
1:00 pm	2:00 pm	CNS Virtual Webex Overview & Safety Share – Greta Ownby
1:05 pm	2:05 pm	Welcome & Opening Remarks – Jason Eaton
1:10 pm	2:10 pm	Overview of Upcoming Specialty Equipment Fabrication Projects & Opportunities Forecast – Bret Sullivan and David Crump
1:30 pm	2:30 pm	CNS Procurement Process – Rick Hillert
1:40 pm	2:40 pm	Review Technical Requirements – Kevin Bowling
2:05 pm	3:05 pm	Question & Answer Session (15 minutes)
2:20 pm	3:20 pm	Closing Comments / Survey – Cindy Morgan

Safety is Our Top Priority

Safety Message: Back to School

- August is Back to School Month
- Post-Pandemic Impact
- Sharing the road with: Buses, Pedestrians & Bicycles
 - Stay alert/avoid distractions
 - Make eye contact
 - Drive the speed limit
 - Follow directives given by officials
 - Allow for time/leave early
 - Stay off phone
- National Safety Council Checklist
www.nsc.org



Historic Photo by Ed Westcott



Welcome & Opening Remarks

Jason Eaton

Jason.Eaton@cns.doe.gov

Senior Director, Supply Chain Management





Overview of Specialty Equipment Fabrication Projects & Opportunities Forecast

Bret Sullivan

Bret.Sullivan@cns.doe.gov

Senior Project Manager, Y-12 Projects



David Crump

David.Crump@cns.doe.gov

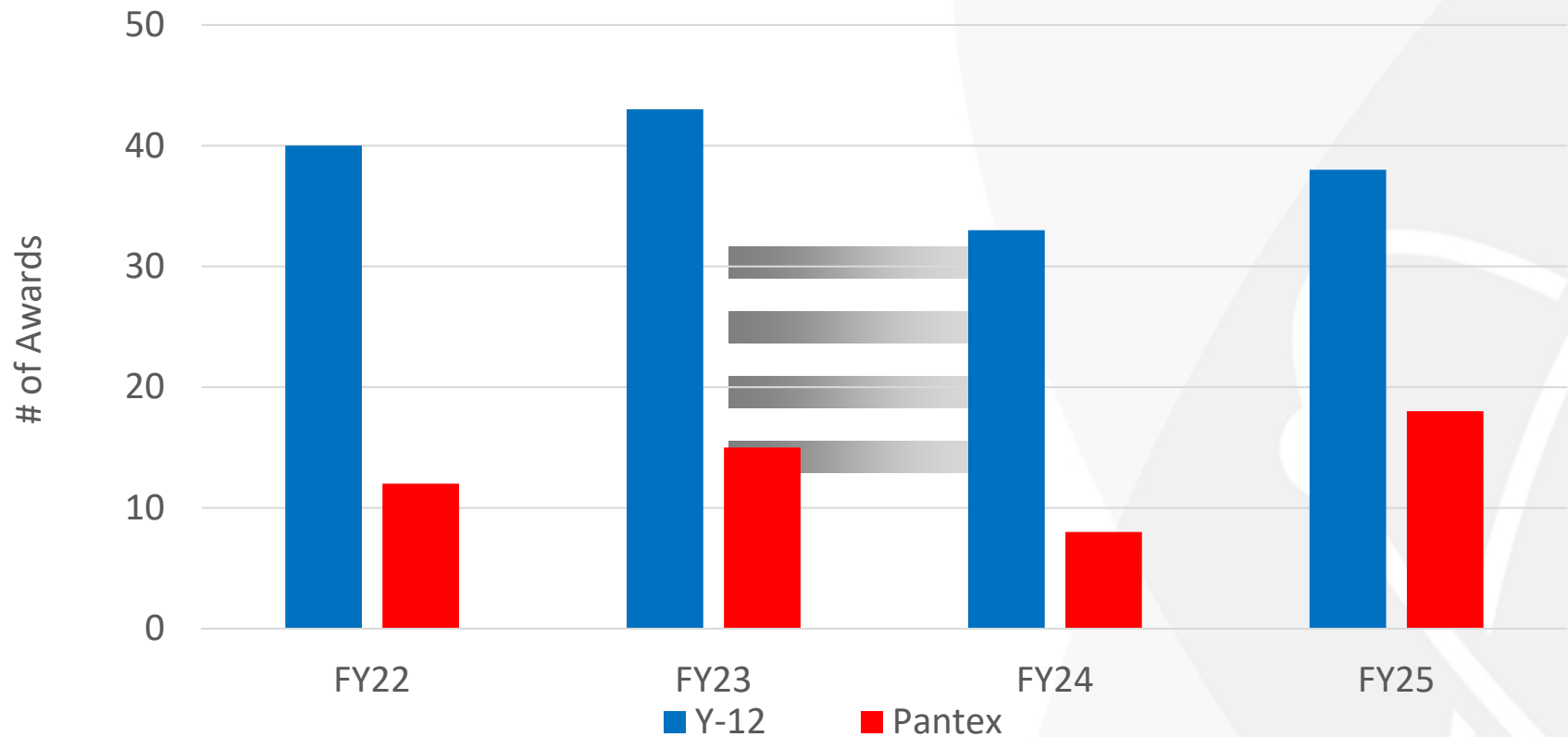
Senior Manager, Advanced Planning Team



Projects Overview

- Significant growth in projects to install specialty equipment for the foreseeable future
- Identified need to expand vendor base for specialty equipment fabrication services
- Need exists for design, fabrication, and integration expertise
- Need typically involves high quality operations with precise performance requirements Many of the key purchases for process equipment will be executed over the next 2 – 3 fiscal years. Follow on purchases will result as capabilities are expanded
- Meeting fabrication schedules will be extremely important to the Mission Need

FY22 through FY25 Pantex & Y-12 Projections - Specialty Equipment Awards

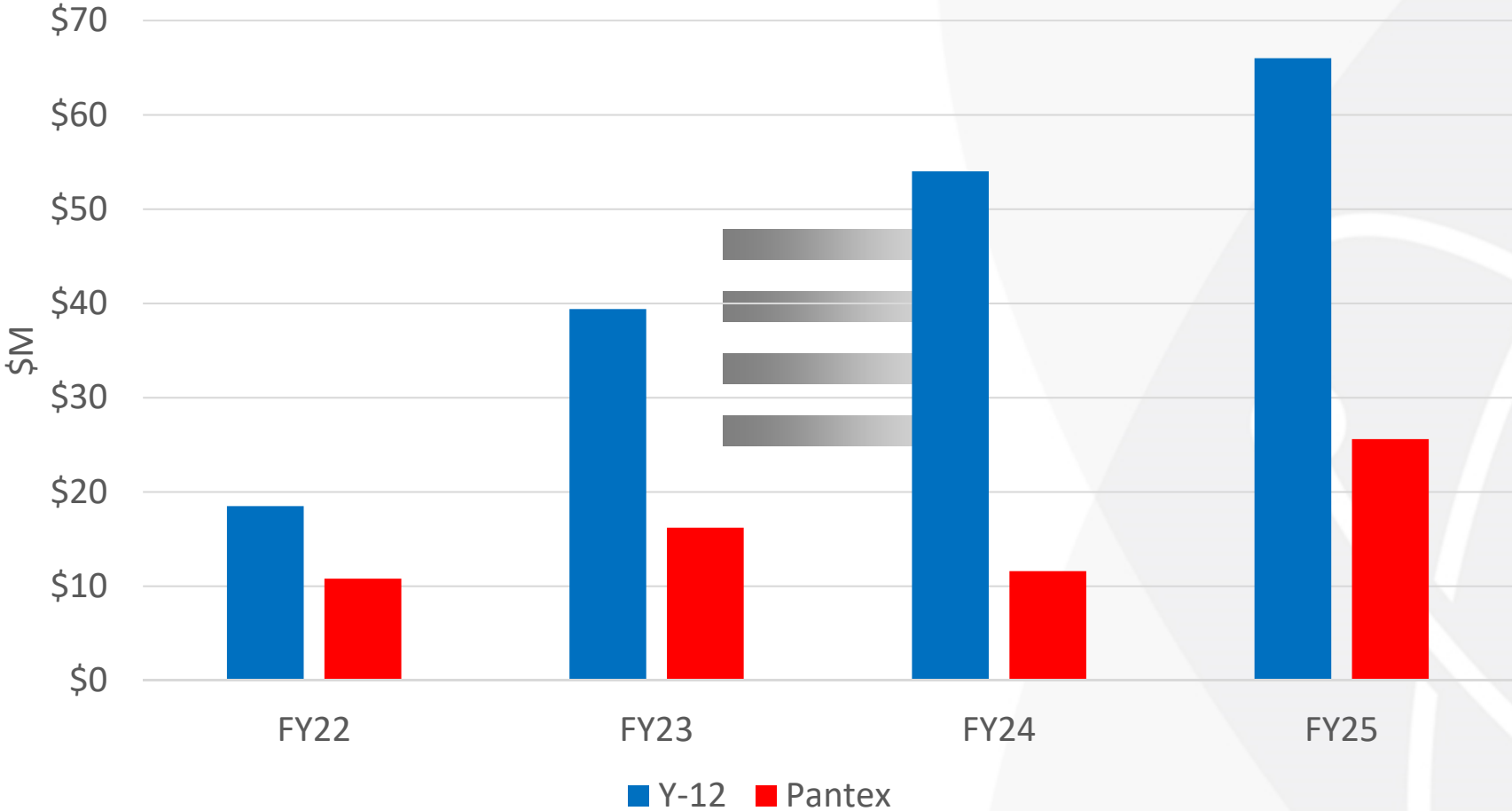


4-Year Specialty Equipment new awards projections:

Pantex 53 awards estimated at \$64M; Awards range from \$100K to \$5M

Y-12 154 awards estimated at \$178M; Awards range from \$200K to \$6M

FY22 through FY25 Pantex & Y-12 Projections - Specialty Equipment Spend



Y-12 Forecast- FY22 through FY25

- 500 Ton Hot Presses
- Hydraulic Press
- Long Jar Rolling Mills
- Ultrasonic Milling Machines
- Tube Furnaces
- Vacuum Furnace
- Argon Annealing Furnace
- Graphite Lathes
- Vertical Turning Lathes
- Graphite, General Drying, and High Temperature Ovens
- Glovebox/Hoods
- Tig Welding Box
- Salt Bath Apparatus
- Three-Dimensional Coordinate-Measuring Machines
- Vacuum Degreaser
- Electropolisher
- Tooling Fabrication Surface Grinder
- Smaller items including desiccant cabinets, material handlers, fume hoods, etc.

Pantex Forecast- FY22 through FY25

- Special Tooling Mills
- Computerized Numerical Control Saws
- Environmental Chambers & Equipment Skids
- 5-Axis Mill
- Oven & Freeze Dryer
- Pellet Press
- Additive Manufacturing Printers
- Radiation Continuous Air Monitors
- Flame Detection Systems
- Computerized Numerical Control Mill & Waterjet
- Computerized Numerical Control Lathe



CNS Procurement Process

Rick Hillert

Ricky.Hillert@cns.doe.gov

Director, Procurement Operations



Specialty Equipment Fabrication RFP Information

- RFP = Request for Proposal
- Supplier must be registered in SAM.GOV <https://sam.gov/content/home>
- **OUO/UCNI training is required for all solicitations that contain OUO/UCNI**
 - US Citizen Certification is required in order to handle OUO/UCNI information
- **CNS Supplier sites and email**
 - https://www.y12.doe.gov/suppliers_procurement@y12.doe.gov
 - https://pantex.energy.gov/suppliers_procurement@pantex.com
 - Procurement forecasts and other Supplier information about doing business with CNS
 - CNS emails for general procurement questions
- **Types of solicitations**
 - Technically Acceptable / Low Price (LPTA)
 - Trade-off/Best Value (selection based off evaluation factors and price is not primary factor)
- **Types of T&C's for consideration of equipment purchases**
 - Design, Fab & On-site service – specific terms for the design
 - Variations on the above, but understand the on-site service terms are substantially less than construction as work is not by supplier, just supporting construction/start-up/commissioning

Specialty Equipment Fabrication RFP Process

- **Request for Proposal sent by email**
 - Solicitation
 - General T's & C's reference
 - Reqs and Certs
 - Agreement to RFP provisions
 - SOW/Specifications/Drawings as applicable
 - Other documents may be included as necessary
- **Pre-bid meeting will be held for complex equipment/fabrication packages**
 - If solicitation states it is mandatory to attend, no exceptions will be granted and your bid will not be accepted
- **Communications during bidding process must only be with the designated procurement representative**
 - Q&A session is required. Q&A responses will be provided to all bidders
- **Solicitation amendments will be the official documents that change the requirements of the original request, no verbal direction will be given nor should it be accepted**
- **Bids are due by the deadline set in the Solicitation**



Review of Technical Requirements

Kevin Bowling

A.Bowling@cns.doe.gov

Director, Y-12 Projects Engineering



Technical Requirements

- **How are Technical Requirements Conveyed?**
- **Technical Requirements are conveyed through our Engineering Procurement Documents (EPDs)**
- **EPDs consist of:**
 - Data Sheets – Commercial Item/Material
 - Equipment Specifications – Engineered Item
 - Fabrication Statements of Work and associated fabrication drawings
 - Statements of Work - Design/Fabrication or for on-site support

Key Elements of An EPD

- Scope
- General Description of the Item
- References
- Item Requirements (e.g., performance, design, functional)
- Service Conditions
- Schedule
- Deliverables (including submittals)
- Packaging, Handling, Shipping, and Storage Requirements
- Marking and Identification Requirements
- Requests for Waiver or Deviation
- Quality Assurance Requirements
- Final Acceptance Method
- Acceptance Criteria
- Summary of Deliverables Required

Technical Requirements

Technical Requirements - Conveyed through the EPDs to reflect:

- Applicable Codes and Standards which need to be met
- Specific technical requirements to meet intended functionality and operability
- Quality requirements
 - Some specific elements of the equipment could have different quality requirements depending on their importance
- Flow Down
 - Requirements and submittal requirements must be flowed down to all sub-tiers

Technical Requirements

Technical Requirements - Conveyed through the EPDs to reflect (cont.):

- Technical submittals requiring approval by CNS
 - Design Submittals (for design or design/fabricate subcontracts)

- Product Data (during fabrication phase)
 - Cut sheets or manufacturer's data
 - Test Reports
 - Certified data for specific components
 - Operations and Maintenance Manuals

- Welding qualification and inspection records (during fabrication phase)
 - Must be able to demonstrate adherence to documented codes (welding procedures, welding certifications, welding qualifications, etc).

- Need to pay specific attention to the timing of the submittals
 - Prior to Fabrication, Prior to Shipment, Prior to Final Acceptance, etc.

Technical Requirements

Technical Requirements - Conveyed through the EPDs to reflect (cont.):

- Changes to the Contract
 - Request for Waiver or Deviation

- Factory Acceptance Tests (FAT)
 - FAT plans will be required to be approved prior to execution of the FAT
 - Performed at vendor's site
 - Scope varies with equipment complexity

- Acceptance of Services/Equipment
 - Varies – can be at the conclusion of the FAT or at the conclusion of any Site Acceptance Testing (SAT)

Technical Requirements

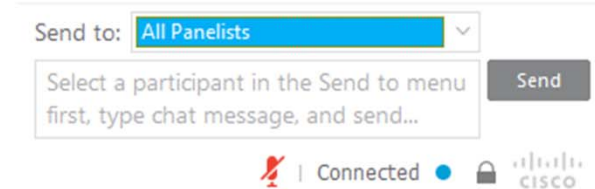
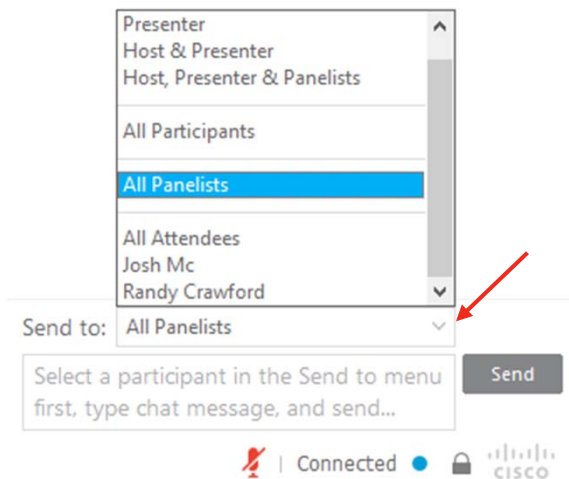

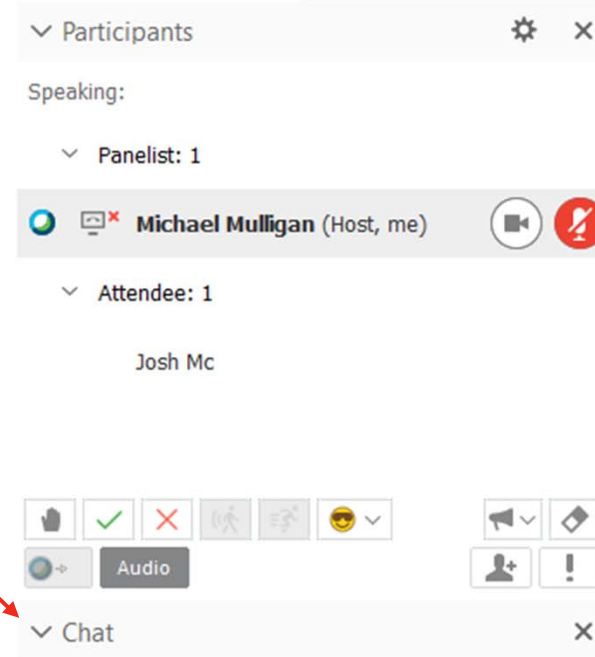
Key Take Aways

- Meet the written requirements in the EPDs/Contract
- Understand the requirements in the contract and the terms of the contract
- Flow Down requirement to all sub-tiers including submittals and qualifications
- Provide submittals that meet the written requirements in accordance with the schedule

Q&A Chat - Webex Information

Important Buttons to Take Note of:

- Locate the Chat tab on the right side of your screen
 - If it's not visible, try clicking the carrot to open up the Chat tab
- Navigate to "Send to:" and click the drop-down
- Select "All Panelists", type your question, and Send



Connected ● Cisco



Question and Answer Session



Closing Comments

Cindy Morgan

Cynthia.Morgan@cns.doe.gov

Director, Enterprise Business Management in Supply Chain Management





Copyright Notice

This document has been authored by Consolidated Nuclear Security, LLC, a contractor of the U.S. Government under contract DE-NA0001942, or a subcontractor thereof. Accordingly, the U.S. Government retains a paid-up, nonexclusive, irrevocable, worldwide license to publish or reproduce the published form of this contribution, prepare derivative works, distribute copies to the public, and perform publicly and display publicly, or allow others to do so, for U. S. Government purposes.

Disclaimer

This work of authorship and those incorporated herein were prepared by Consolidated Nuclear Security, LLC (CNS) as accounts of work sponsored by an agency of the United States Government under Contract DE-NA0001942. Neither the United States Government nor any agency thereof, nor CNS, nor any of their employees, makes any warranty, express or implied, or assumes any legal liability or responsibility to any non-governmental recipient hereof for the accuracy, completeness, use made, or usefulness of any information, apparatus, product, or process disclosed, or represents that its use would not infringe privately owned rights. Reference herein to any specific commercial product, process, or service by trade name, trademark, manufacturer, or otherwise, does not necessarily constitute or imply its endorsement, recommendation, or favoring by the United States Government or any agency or contractor thereof. The views and opinions of authors expressed herein do not necessarily state or reflect those of the United States Government or any agency or contractor (other than the authors) thereof